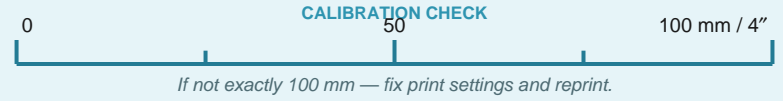



1. Print at 100% / Actual Size — do NOT select "Fit to Page" or "Shrink to fit."
2. Check calibration: measure the line at right with a ruler — must be exactly 100 mm.
3. Hold leg against each shape. Choose size flush or slightly smaller. Never larger.




ROUND LEGS




Rectangular
33x19 mm
fits 33x19–40x25 mm




Ø 23 mm
fits Ø 23–27 mm
(0.91"–1.06")




Ø 28 mm
fits Ø 28–37 mm
(1.10"–1.46")



Ø 38 mm
fits Ø 38–49 mm
(1.50"–1.93")



Ø 50 mm
fits Ø 50–74 mm
(1.97"–2.91")




Ø 75 mm
fits Ø 75–100 mm
(2.95"–3.94")


SQUARE LEGS



23x23 mm
fits 23x23–27x27
(0.91"–1.06")




28x28 mm
fits 28x28–37x37
(1.10"–1.46")



38x38 mm
fits 38x38–49x49
(1.50"–1.93")



50x50 mm
fits 50x50–74x74
(1.97"–2.91")



75x75 mm
fits 75x75–100x100
(2.95"–3.94")